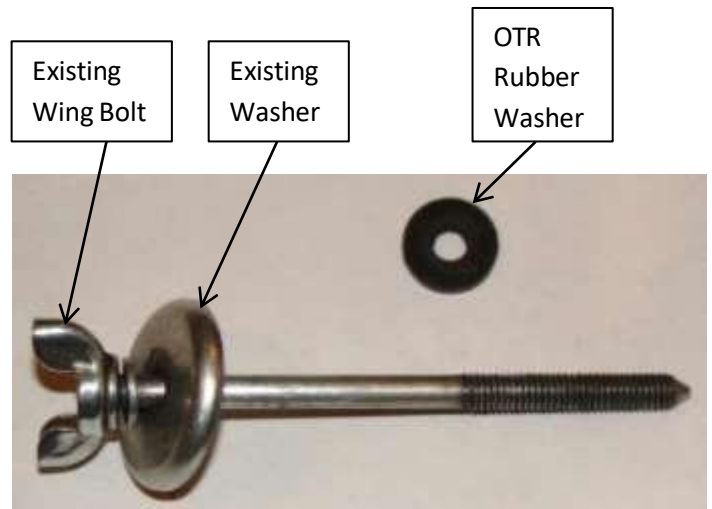





## Yamaha Raptor 700 Factory Replacement Air Filter PART# OR10525


OTR Air Filters are specifically designed and engineered in order to provide maximum performance and engine protection for your Yamaha ATV. Positive filter sealing and ultra-high efficiency media ensure that no dust enters your engine.

1. Remove existing wing bolt, air filter, and plastic guide
2. Install OTR rubber washer to the existing wing bolt and washer (See Image)
3. Install the wing bolt into the OTR Air Filter (See Image)
4. Hand tighten the wing bolt into the existing holder securing the OTR Air Filter in place





Install OTR  
Rubber Washer  
onto the existing  
wing bolt



**Never oil an OTR filter as this will only degrade the filter's performance.**

**OTR FILTERS**  
605 Tower Road  
Mundelein, IL 60060  
800-263-8660